



FOR OFFICIAL USE

--	--	--	--	--	--

National  
Qualifications  
2021 ASSESSMENT RESOURCE

Mark

--

**X855/76/01**

**Photography**

Duration — 1 hour



Fill in these boxes and read what is printed below.

Full name of centre

--

Town

--

Forename(s)

--

Surname

--

Number of seat

--

Date of birth

Day

--	--

Month

--	--

Year

--	--

Scottish candidate number

--	--	--	--	--	--	--	--	--

Total marks — 30

**SECTION 1 — MULTIPLE CHOICE — 10 marks**

Attempt ALL questions.

**SECTION 2 — ANALYSIS — 20 marks**

Attempt BOTH questions.

Write your answers clearly in the spaces provided in this booklet. Additional space for answers is provided at the end of this booklet. If you use this space you must clearly identify the question number you are attempting.

Use **blue** or **black** ink.

Before leaving the examination room you must give this booklet to the Invigilator; if you do not, you may lose all the marks for this paper.



SECTION 1 — MULTIPLE CHOICE — 10 marks

Attempt ALL questions

Tick (✓) one box in each question

1. What are the three settings within the exposure triangle?

1

- ☐ EV number, ISO and aperture
- ☐ White balance, shutter speed and EV number
- ☐ Shutter speed, aperture and ISO
- ☐ ISO, shutter speed and white balance

2. Which camera setting did the photographer use to achieve the shallow depth of field in this image?

1



- ☐ ISO 100
- ☐ f1.4
- ☐ 1/800 second
- ☐ EV+1



3. Which lighting effect is achieved by placing a diffuser in front of a light source?

1

- ☐ Hard
- ☐ Back
- ☐ Rim
- ☐ Soft

4. Which image was taken using the fastest shutter speed setting?

1

☐☐☐☐

[Turn over



5. The photographer changed the camera's white balance setting after taking Image 1, which resulted in Image 2.

Image 1



Image 2



Which white balance setting was used in Image 2?

1

- ☐ Daylight
- ☐ Cloudy
- ☐ Tungsten
- ☐ Fluorescent

6. A photographer selects landscape pre-set mode on their DSLR camera. Which statement is correct?

1

- ☐ Aperture is closed down
- ☐ Focal length is adjusted
- ☐ Camera shake is eliminated
- ☐ Resolution is increased



\* X 8 5 5 7 6 0 1 0 4 \*

7. A photographer has prepared an image at 72 dots per inch.  
Which output would be the most appropriate for this image?

1

- ☐ Magazine cover
- ☐ Website graphic
- ☐ A4 photographic print
- ☐ A1 advertising poster

8. Which focal length did the photographer use to achieve the creative effect in this image?

1



- ☐ 300 mm
- ☐ 8 mm
- ☐ 35 mm
- ☐ 70 mm






9. Which of the following would cause digital noise in an image?

1

- ☐ A short focal length
- ☐ A slow shutter speed
- ☐ A high ISO
- ☐ A low resolution

10. Which of the diagrams below correctly illustrates the specular reflection shown in this image?

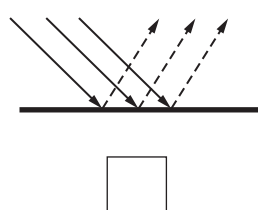
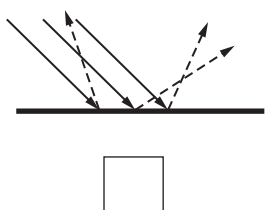
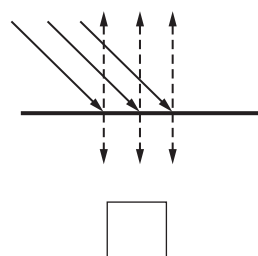
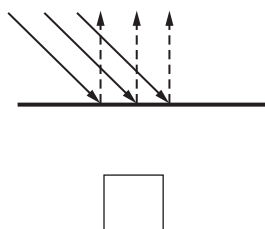
1



Key

————→ incident light

-----→ reflected light



SECTION 2 — ANALYSIS — 20 marks

Attempt BOTH questions

Refer to this image on the supplementary sheet when answering question 11.



*Smoke and Water* (2017) by Gavin Hardcastle

11. (a) Identify the specific camera control which the photographer has used in this image to capture the appearance of the water.

Explain how the photographer has used this camera control to create this effect.

2

Camera control \_\_\_\_\_

Explanation \_\_\_\_\_

---



---



---



---



---



---



---



11. (continued)

- (b) Identify **four** pieces of equipment, apart from a camera, which could have been used when taking this image.

Explain why the photographer would have chosen to use each piece of equipment.

4

Equipment 1 \_\_\_\_\_

Explanation \_\_\_\_\_

---

---

---

---

---

---

---

---

---

---

Equipment 2 \_\_\_\_\_

Explanation \_\_\_\_\_

---

---

---

---

---

---

---

---

---

---





11. (b) (continued)

Equipment 3 \_\_\_\_\_

Explanation \_\_\_\_\_

---

---

---

---

---

---

---

---

Equipment 4 \_\_\_\_\_

Explanation \_\_\_\_\_

---

---

---

---

---

---

---

---

[Turn over



(c) Explain how the photographer has used compositional techniques for visual effect in this image.

4

[illegible]

\* X 8 5 5 7 6 0 1 1 0 \*

DO NOT  
WRITE IN  
THIS  
MARGIN

**11. (c) (continued)**

[illegible]

Refer to this image on the supplementary sheet when answering question 12.



*Among the white umbrellas* (2018) by Aung ThuYa

12. Discuss the **technical** and **creative** factors which the photographer would have considered when setting up this shot.

10

---

---

---

---

---

---

---

---

---

---

---

---



\* X 8 5 5 7 6 0 1 1 2 \*

[illegible]



DO NOT  
WRITE IN  
THIS  
MARGIN

**12. (continued)**

[illegible]

\* X 8 5 5 7 6 0 1 1 4 \*

DO NOT  
WRITE IN  
THIS  
MARGIN

12. (continued)

[illegible]

DO NOT  
WRITE IN  
THIS  
MARGIN

**12. (continued)**

[illegible]

**[END OF QUESTION PAPER]**



## ADDITIONAL SPACE FOR ANSWERS

Page 17

## ADDITIONAL SPACE FOR ANSWERS

[illegible]

\* X 8 5 5 7 6 0 1 1 8 \*



[BLANK PAGE]

DO NOT WRITE ON THIS PAGE



\* X 8 5 5 7 6 0 1 1 9 \*

[BLANK PAGE]

DO NOT WRITE ON THIS PAGE

*Acknowledgement of copyright*

- Section 1 Question 2 Jock115/shutterstock.com  
Section 1 Question 4 Water drip — Margaret Clavell/shutterstock.com  
Woman in Office — Monkey Business Images/shutterstock.com  
Shopping Trolley — hxdyl/shutterstock.com  
Waterfall — James Wheeler/shutterstock.com  
Section 1 Question 5 rocco d'errico/shutterstock.com  
Section 1 Question 8 Exclusive Dn/shutterstock.com  
Section 1 Question 10 Franziska Locher/shutterstock.com  
Section 2 Question 11 Image, “Smoke and Water” by Gavin Hardcastle.  
Section 2 Question 12 Image, “Among the White Umbrellas” by Aung ThuYa.

**SQA has made every effort to trace the owners of copyright of this item and seek permissions. We are happy to discuss permission requirements and incorporate any missing acknowledgement. Please contact question.papers@sqa.org.uk.**



\* X 8 5 5 7 6 0 1 2 0 \*