



FOR OFFICIAL USE

--	--	--	--	--	--

National  
Qualifications  
2023

Mark

--

**X855/76/01**

**Photography**

MONDAY, 24 APRIL

9:00 AM – 10:00 AM



Fill in these boxes and read what is printed below.

Full name of centre

--

Town

--

Forename(s)

--

Surname

--

Number of seat

--

Date of birth

Day

--	--

Month

--	--

Year

--	--

Scottish candidate number

--	--	--	--	--	--	--	--	--

**Total marks — 30**

**SECTION 1 — MULTIPLE CHOICE — 10 marks**

Attempt ALL questions.

**SECTION 2 — ANALYSIS — 20 marks**

Attempt BOTH questions.

Write your answers clearly in the spaces provided in this booklet. Additional space for answers is provided at the end of this booklet. If you use this space you must clearly identify the question number you are attempting.

Use **blue** or **black** ink.

Before leaving the examination room you must give this booklet to the Invigilator; if you do not, you may lose all the marks for this paper.



SECTION 1 — MULTIPLE CHOICE — 10 marks

Attempt ALL questions

Tick (✓) one box in each question.

1. Which image was taken using the highest f-number setting?

1





☐

☐

☐

☐


2. The photographer took the following images using a setting that automatically captures multiple images at different exposures.



What is this setting called?

1

- ☐ Auto-bracketing
- ☐ Landscape mode
- ☐ Shutter priority
- ☐ White balance

3. Which of the following best represents a shutter speed of 1/2000 second?

1


☐
☐
☐
☐

4. A photographer using a DSLR camera in manual mode adds a neutral density filter to their lens.

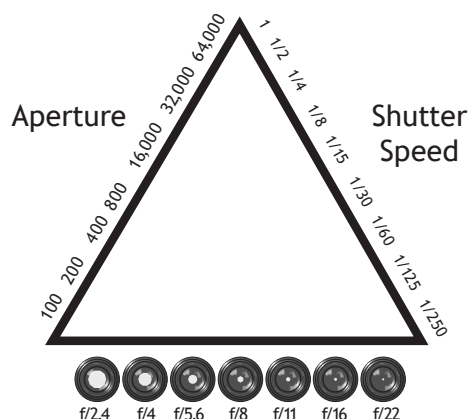
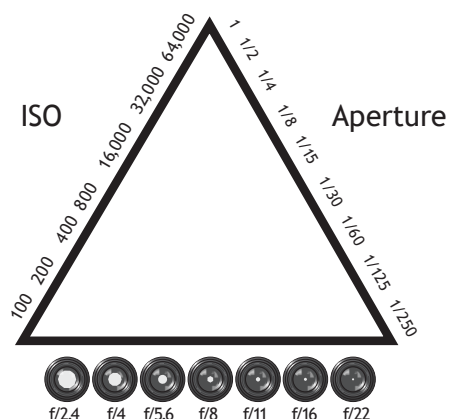
If the lighting conditions stay the same, which of the following adjustments would ensure that the exposure is unchanged?

1

- ☐ Select a faster shutter speed
- ☐ Increase the ISO number
- ☐ Close down the aperture
- ☐ Decrease the EV number



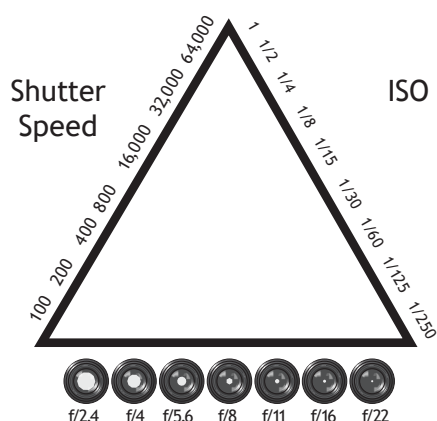
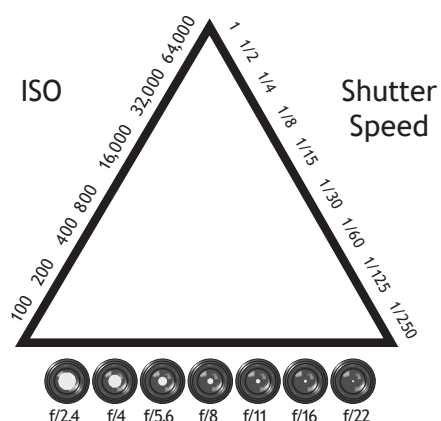
5. Which diagram correctly illustrates the exposure triangle?



Shutter Speed



ISO



Aperture



Aperture



6. What information is represented in a histogram?

☐

Tonal range

☐

Digital noise

☐

File size

☐

Colour cast



7. The photographer selected a white balance setting to accurately represent the colours in this scene.



Which white balance setting was used?

1

- ☐ Fluorescent
- ☐ Sunny
- ☐ Tungsten
- ☐ Cloudy

8. When diffusing incident light, the shadows will be more:

1

- ☐ Contrasted
- ☐ Softened
- ☐ Polarised
- ☐ Focused





9. A photographer is taking images of a landscape scene with mountains in the distance. They use a specific lens to make the mountains appear closer to the foreground than they actually are.

Which lens would give this effect?

1

- ☐ Macro
- ☐ Wide angle
- ☐ Telephoto
- ☐ Standard

10. The photographer took image 1, and then changed **one** camera control and applied **one** post-production enhancement to achieve image 2.



Image 1



Image 2

Which row in the table shows the **two** changes that the photographer made?

1

	Camera control	Post-production
<input type="checkbox"/>	Changed to a faster shutter speed	Increased the saturation
<input type="checkbox"/>	Selected a smaller aperture	Adjusted the white balance
<input type="checkbox"/>	Decreased the ISO number	Reduced the brightness
<input type="checkbox"/>	Raised the EV number to +2	Increased the contrast



SECTION 2 — ANALYSIS — 20 marks

Attempt BOTH questions



*New Orders 01* (2018) by Ori Gersht

Refer to this image on the supplementary sheet when answering question 11.

11. (a) Identify **one** specific camera control the photographer could have used to capture this image.

Explain the effect of the camera control on this image.

2

Camera control \_\_\_\_\_

Explanation \_\_\_\_\_

\_\_\_\_\_  
\_\_\_\_\_  
\_\_\_\_\_  
\_\_\_\_\_



11. (continued)

- (b) Identify **three** pieces of equipment, apart from a camera, which could have been used when taking this image.

Explain the effect of each piece of equipment on this image.

3

Equipment 1 \_\_\_\_\_

Explanation \_\_\_\_\_

\_\_\_\_\_

\_\_\_\_\_

\_\_\_\_\_

\_\_\_\_\_

\_\_\_\_\_

Equipment 2 \_\_\_\_\_

Explanation \_\_\_\_\_

\_\_\_\_\_

\_\_\_\_\_

\_\_\_\_\_

\_\_\_\_\_

\_\_\_\_\_

Equipment 3 \_\_\_\_\_

Explanation \_\_\_\_\_

\_\_\_\_\_

\_\_\_\_\_

\_\_\_\_\_

\_\_\_\_\_

\_\_\_\_\_





11. (continued)

- (c) Explain how the photographer has used **three** compositional techniques for creative effect in this image.

3

Compositional technique 1 \_\_\_\_\_

Explanation \_\_\_\_\_

\_\_\_\_\_

\_\_\_\_\_

\_\_\_\_\_

\_\_\_\_\_

\_\_\_\_\_

Compositional technique 2 \_\_\_\_\_

Explanation \_\_\_\_\_

\_\_\_\_\_

\_\_\_\_\_

\_\_\_\_\_

\_\_\_\_\_

\_\_\_\_\_

Compositional technique 3 \_\_\_\_\_

Explanation \_\_\_\_\_

\_\_\_\_\_

\_\_\_\_\_

\_\_\_\_\_

\_\_\_\_\_

\_\_\_\_\_



**11. (continued)**

- (d) Explain how the photographer has used subject matter to create mood and atmosphere in this image.

2

[illegible]



*For every minute you are angry you lose sixty seconds of happiness*  
(2005) by Julian Germain

Refer to this image on the supplementary sheet when answering question 12.

12. Discuss the **technical** and **creative** factors which the photographer would have considered when setting up this shot.

10

---

---

---

---

---

---

---

---

---

---



**12. (continued)**

[illegible]

**12. (continued)**

[illegible]



12. (continued)

[illegible]

**12. (continued)**

[illegible]

**[END OF QUESTION PAPER]**



MARKS	DO NOT WRITE IN THIS MARGIN
-------	--------------------------------------

### ADDITIONAL SPACE FOR ANSWERS

[illegible]

MARKS	DO NOT WRITE IN THIS MARGIN
-------	--------------------------------------

### ADDITIONAL SPACE FOR ANSWERS

[illegible]

[BLANK PAGE]

DO NOT WRITE ON THIS PAGE





[BLANK PAGE]

DO NOT WRITE ON THIS PAGE



[BLANK PAGE]

DO NOT WRITE ON THIS PAGE

*Acknowledgement of copyright*

- Question 1 Muhd Imran Ismail/Shutterstock  
Shayne T Wright/Shutterstock.com  
Brian A Jackson/Shutterstock.com  
Golden Dayz/Shutterstock
- Question 2 FooTToo/Shutterstock
- Question 7 Kamira/Shutterstock.com
- Question 10 Jaroslav Monchak/Shutterstock
- Question 11 Photograph, "New Orders 01, Untitled 02, 2018" by Ori Gersht. © Ori Gersht. All rights reserved, DACS 2023.
- Question 12 Photograph, "For every minute you are angry you lose 60 seconds of happiness" by Julian Germain.

**SQA has made every effort to trace the owners of copyright of this item and seek permissions. We are happy to discuss permission requirements and incorporate any missing acknowledgement. Please contact [question.papers@sqa.org.uk](mailto:question.papers@sqa.org.uk).**

