



FOR OFFICIAL USE

--	--	--	--	--	--

National  
Qualifications  
2025

Mark

--

**X855/76/01**

**Photography**

FRIDAY, 2 MAY

9:00 AM – 10:00 AM



Fill in these boxes and read what is printed below.

Full name of centre

--

Town

--

Forename(s)

--

Surname

--

Number of seat

--

Date of birth

Day

--	--

Month

--	--

Year

--	--

Scottish candidate number

--	--	--	--	--	--	--	--	--

**Total marks — 30**

**SECTION 1 — MULTIPLE CHOICE — 10 marks**

Attempt ALL questions.

**SECTION 2 — ANALYSIS — 20 marks**

Attempt BOTH questions.

Write your answers clearly in the spaces provided in this booklet. Additional space for answers is provided at the end of this booklet. If you use this space you must clearly identify the question number you are attempting.

Use **blue** or **black** ink.

Before leaving the examination room you must give this booklet to the Invigilator; if you do not, you may lose all the marks for this paper.



SECTION 1 — MULTIPLE CHOICE — 10 marks

Attempt ALL questions

Tick (✓) one box in each question.

1. Which camera control does **not** affect exposure?

1

- ☐ Aperture
- ☐ White balance
- ☐ ISO
- ☐ Shutter speed

2. Which type of image is represented by this histogram?

1



- ☐ Black point
- ☐ Low key
- ☐ Over-exposed
- ☐ High contrast

3. What affects the resolution of a digital image?

1



- ☐ Auto-bracketing
- ☐ EV number
- ☐ White balance
- ☐ Pixels per inch



4. Which image was taken using the lowest f-number setting?

1

This image has been removed for copyright purposes but can be accessed by following this link <https://www.photocrowd.com/photos/charing-cross-233421.47d21eb4e>


☐
☐

☐
☐

5. Shutter speed is measured in seconds.  
Which shutter speed setting is slowest?

1

- ☐ 5
- ☐ 1/30
- ☐ 1/250
- ☐ 2

[Turn over



6. The photographer made an adjustment to **one** camera control after taking Image 1, which resulted in Image 2.



Image 1



Image 2

Which statement is correct?

1

- ☐ The ISO has been adjusted from ISO 100 to ISO 400
- ☐ The shutter speed has been adjusted from 1 second to 1/125 second
- ☐ The f-number has been adjusted from f11 to f22
- ☐ The white balance has been adjusted from daylight to cloudy

7. When macro pre-set mode is selected on a DSLR camera, which setting is automatically adjusted?

1

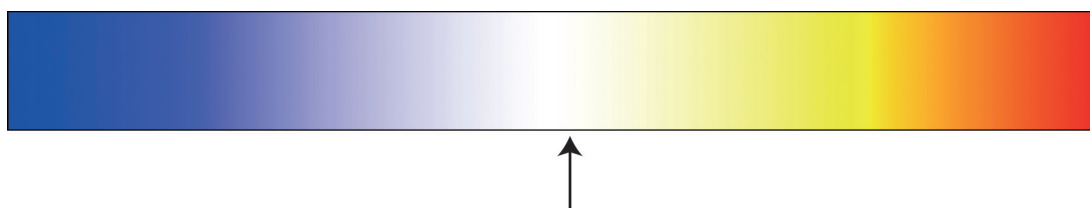
- ☐ Aperture
- ☐ Auto-bracketing
- ☐ ISO
- ☐ Shutter speed





8. Which white balance setting is indicated by the position of the arrow?

1



- ☐ Fluorescent
- ☐ Daylight
- ☐ Shade
- ☐ Tungsten

9. The photographer applied one post-production enhancement to Image 1, resulting in Image 2.



Image 1



Image 2

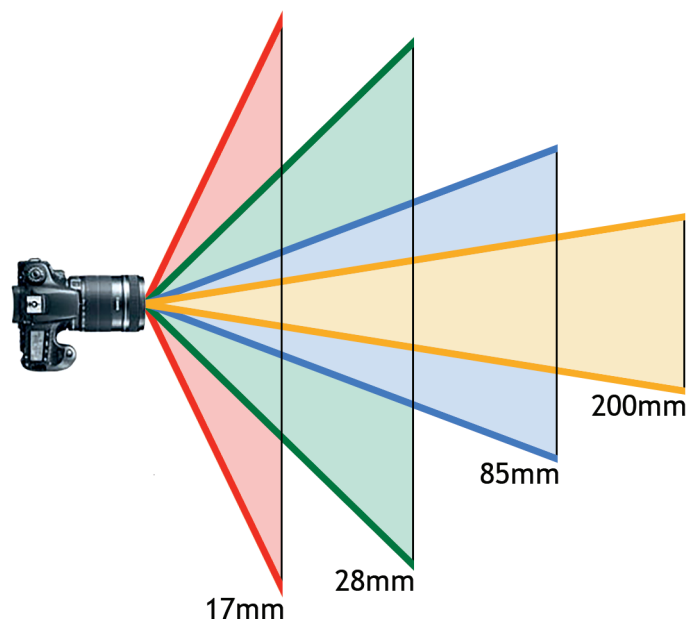
Which post-production enhancement did the photographer apply?

1

- ☐ Raised brightness
- ☐ Reduced saturation
- ☐ Increased contrast
- ☐ Lightened shadows



10. What does this diagram represent?



- ☐ Depth of field
- ☐ Colour cast
- ☐ Tonal range
- ☐ Focal length



SECTION 2 — ANALYSIS — 20 marks

Attempt BOTH questions



*Untitled #6 (2019) by Ian Howorth*

Refer to this image on the supplementary sheet when answering question 11.

11. (a) Identify **one** camera control that the photographer could have used when capturing this image.

Explain the effect of the camera control on this image.

2

Camera control \_\_\_\_\_

Explanation \_\_\_\_\_

\_\_\_\_\_

\_\_\_\_\_

\_\_\_\_\_

\_\_\_\_\_



11. (continued)

- (b) Explain the visual effect of the following **two** pieces of equipment on this image.

2

Equipment: **standard lens**

---

---

---

---

---

---

---

Equipment: **neutral density filter**

---

---

---

---

---

---

---



11. (continued)

- (c) Explain how **three** visual elements have been used for creative effect in this image.

3

Visual element 1 \_\_\_\_\_

Explanation \_\_\_\_\_

\_\_\_\_\_

\_\_\_\_\_

\_\_\_\_\_

\_\_\_\_\_

\_\_\_\_\_

Visual element 2 \_\_\_\_\_

Explanation \_\_\_\_\_

\_\_\_\_\_

\_\_\_\_\_

\_\_\_\_\_

\_\_\_\_\_

\_\_\_\_\_

Visual element 3 \_\_\_\_\_

Explanation \_\_\_\_\_

\_\_\_\_\_

\_\_\_\_\_

\_\_\_\_\_

\_\_\_\_\_

\_\_\_\_\_



**11. (continued)**

- 3

This image shows a single sheet of white paper with horizontal ruling lines. The lines are evenly spaced and run across the width of the page. There are no margins, text, or other markings on the paper.





*What Are You Looking At?* (2016) by Richard Morgan

Refer to this image on the supplementary sheet when answering question 12.

12. Discuss the **technical** and **creative** factors which the photographer could have considered when creating this image.

10

[illegible]

\* X 8 5 5 7 6 0 1 1 1 \*

**12. (continued)**

[illegible]



DO NOT  
WRITE IN  
THIS  
MARGIN

**12. (continued)**

[illegible]

**12. (continued)**

This image shows a single page of white paper with horizontal ruling lines. The lines are evenly spaced and run across the width of the page. There are no margins, text, or other markings on the paper.

**[END OF QUESTION PAPER]**



MARKS	DO NOT WRITE IN THIS MARGIN
-------	--------------------------------------

### ADDITIONAL SPACE FOR ANSWERS

[illegible]



MARKS	DO NOT WRITE IN THIS MARGIN
-------	--------------------------------------

### ADDITIONAL SPACE FOR ANSWERS

[illegible]

[BLANK PAGE]

DO NOT WRITE ON THIS PAGE



[BLANK PAGE]

DO NOT WRITE ON THIS PAGE



[BLANK PAGE]

DO NOT WRITE ON THIS PAGE

*Acknowledgement of copyright*

- Question 2 mejnak/shutterstock.com
- Question 4 (Image on top right) Photo by Todd Diemer is taken from Unsplash.com, <https://unsplash.com/photos/person-walking-on-street-while-holding-black-umbrella-near-cars-on-road-at-nighttime-uFomxGheuG>.
- Question 4 (Image on bottom left) Image is taken from <https://matadornetwork.com/read/japan-elevated-10-city-tour/>.  
**SQA has made every effort to trace the owners of copyright of this item and seek permissions. We are happy to discuss permission requirements and incorporate any missing acknowledgement. Please contact [question.papers@sqa.org.uk](mailto:question.papers@sqa.org.uk).**
- Question 4 (Image on bottom right) Image by svatoprmen.kmv from Wallpapers.com is taken from <https://wallpapers.com/images/hd/yokohama-japan-city-lights-pxav8yk222t53z6z.jpg>.
- Question 6 Kamile Kave/shutterstock.com
- Question 9 Image of “Boy in Mid-Flight” by Steve McCurry.  
**SQA has made every effort to trace the owners of copyright of this item and seek permissions. We are happy to discuss permission requirements and incorporate any missing acknowledgement. Please contact [question.papers@sqa.org.uk](mailto:question.papers@sqa.org.uk).**
- Question 10 Image is adapted from <https://www.better-digital-photo-tips.com/how-to-buy-a-digital-camera.html>.  
**SQA has made every effort to trace the owners of copyright of this item and seek permissions. We are happy to discuss permission requirements and incorporate any missing acknowledgement. Please contact [question.papers@sqa.org.uk](mailto:question.papers@sqa.org.uk).**
- Question 11 Photograph, “Untitled #6” by Ian Howorth. Reproduced by permission of Ian Howorth.
- Question 12 Photograph, “What Are You Looking At” by Richard Morgan. Reproduced by permission of Richard Morgan.

